



New York Polling

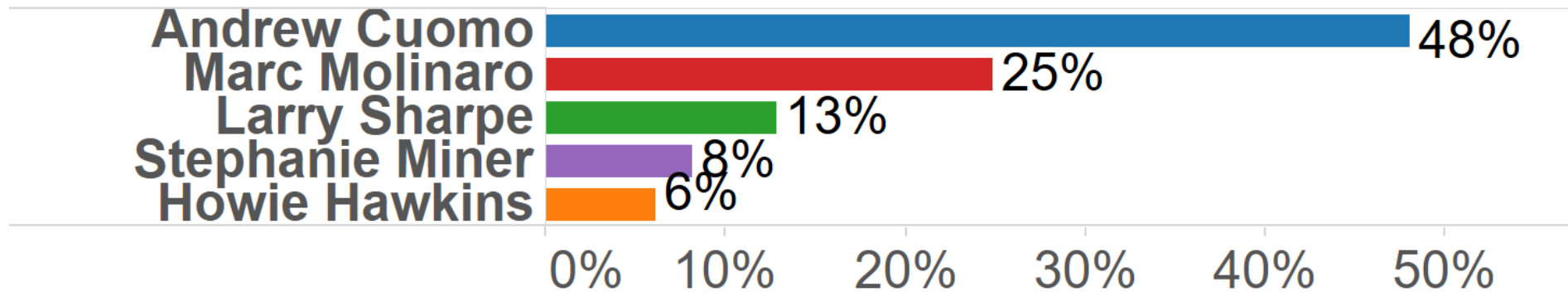
Contact: Doug Kaplan, 407-242-1870

Executive Summary

Gravis Marketing, a nonpartisan research firm, conducted a random survey of 783 registered voters in New York. The poll was conducted on October 4th through the 8th, with a margin of error of $\pm 3.5\%$. The totals may not round to 100% because of rounding. The survey was conducted using interactive voice responses, an online panel of cell phone users, and live agents. The results are weighted by voting demographics. The poll was paid for by Larry Sharpe for Governor.

2) If the general election for Governor was held today and the candidates were Larry Sharpe, Howie Hawkins, Marc Molinaro, Stephanie Miner, and Andrew Cuomo, who would you vote for?

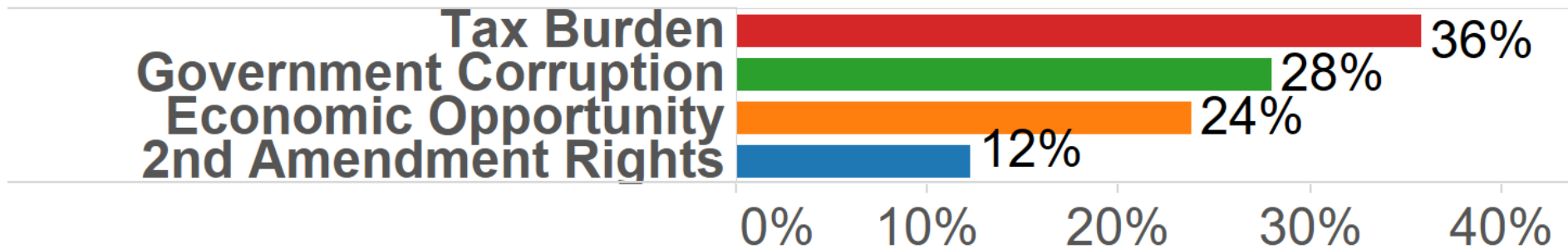
Q2: GOVERNOR



	Party			Age group					Gender	
	Democrat	Independent or In Another Party	Republican	18-29	30-44	45-54	55-64	65 or over	Female	Male
Q2: GOVERNORTODAY Andrew Cuomo	66.9%	42.1%	17.2%	47.3%	44.0%	49.9%	49.6%	49.7%	55.7%	38.6%
Howie Hawkins	5.6%	5.3%	8.1%	10.5%	7.7%	9.2%	1.6%	2.2%	6.1%	6.2%
Larry Sharpe	11.0%	10.5%	18.9%	18.9%	20.9%	8.4%	8.5%	7.5%	9.3%	17.2%
Marc Molinaro	8.6%	35.1%	46.2%	10.6%	16.1%	24.7%	36.1%	35.1%	19.5%	31.4%
Stephanie Miner	8.0%	7.1%	9.7%	12.7%	11.2%	7.7%	4.3%	5.5%	9.5%	6.6%

3) What is the most pressing issue in New York State today? Government corruption, 2nd Amendment rights, economic opportunity, or our tax burden?

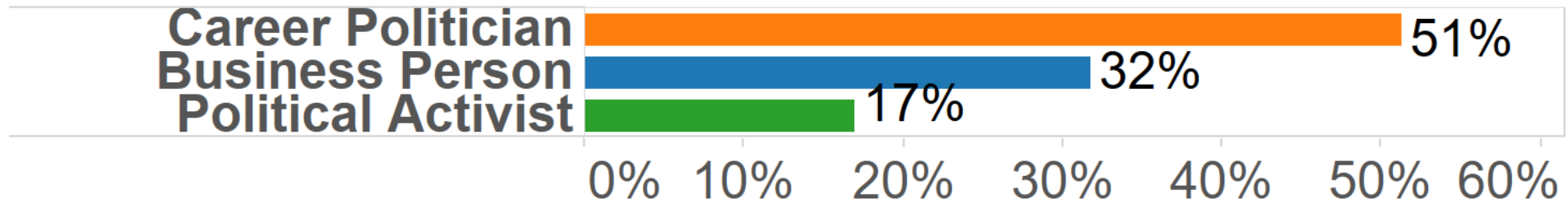
Q3: ISSUE



	Party			Age group					Gender	
	Democrat	Independent or In Another Party	Republican	18-29	30-44	45-54	55-64	65 or over	Female	Male
Q3: IMPORTANTISSUE 2nd Amendment Rights	12.6%	8.9%	14.9%	18.9%	17.2%	8.5%	9.6%	7.7%	9.3%	15.8%
Economic Opportunity	30.0%	21.3%	14.6%	36.3%	26.6%	22.5%	18.5%	17.8%	28.9%	17.7%
Government Corruption	26.9%	27.0%	31.3%	22.2%	32.4%	27.1%	28.1%	28.5%	24.5%	32.4%
Tax Burden	30.5%	42.8%	39.2%	22.6%	23.9%	41.9%	43.9%	46.1%	37.3%	34.1%

4) For Governor of New York, would you rather elect a Career Politician like Andrew Cuomo or Marc Molinaro, a business person, like Larry Sharpe or a Political Activist like Howie Hawkins?

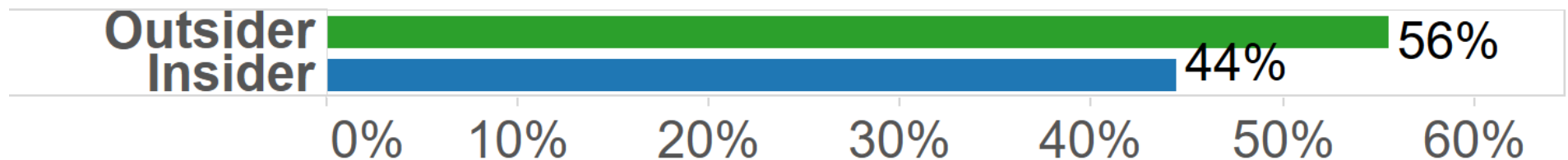
Q4: GOVERNOR BACKGROUND



	Party			Age group					Gender	
	Democrat	Independent or In Another Party	Republican	18-29	30-44	45-54	55-64	65 or over	Female	Male
Q4: CANDIDATE TRAITS										
Business Person	20.3%	34.8%	51.1%	31.3%	29.0%	30.0%	31.6%	37.7%	27.5%	37.1%
Career Politician	60.3%	46.0%	39.1%	43.2%	49.9%	53.4%	56.8%	51.5%	52.1%	50.4%
Political Activist	19.3%	19.2%	9.8%	25.5%	21.1%	16.6%	11.7%	10.8%	20.5%	12.5%

5) Who do you think will best address corruption in New York State government? A political outsider like Larry Sharpe or Howie Hawkins, or an insider like Andrew Cuomo or Marc Molinaro?

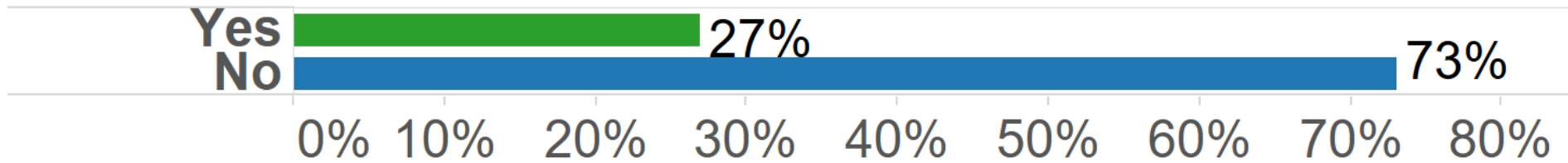
Q5: CORRUPTION



		Party			Age group					Gender	
		Democrat	Independent or In Another Party	Republican	18-29	30-44	45-54	55-64	65 or over	Female	Male
Q5: CORRUPTIONCANDIDATE	Insider	55.1%	36.1%	32.3%	50.2%	32.1%	40.4%	50.2%	52.8%	47.9%	40.2%
	Outsider	44.9%	63.9%	67.7%	49.8%	67.9%	59.6%	49.8%	47.2%	52.1%	59.8%

6) Did you know that Larry Sharpe is the only candidate who intends to pardon victims of the NY SAFE Act and push for its repeal?

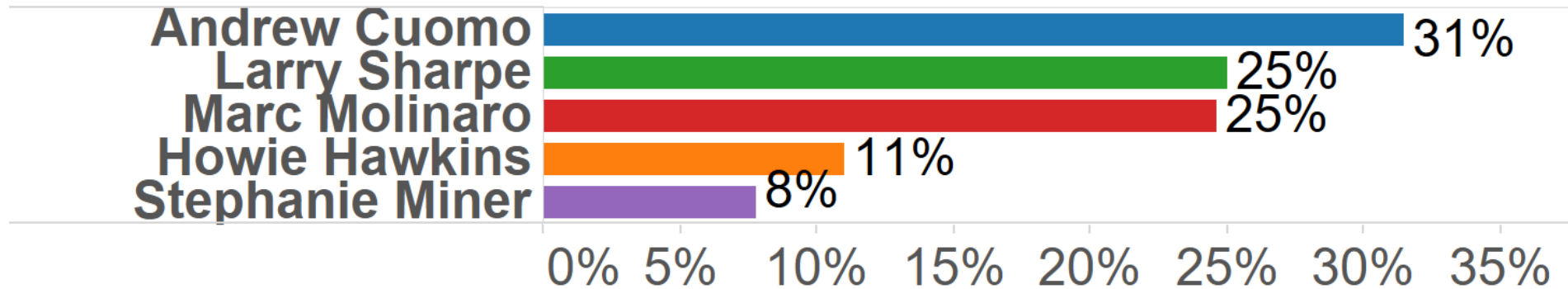
Q6: SAFE ACT



		Party			Age group					Gender	
		Democrat	Independent or In Another Party	Republican	18-29	30-44	45-54	55-64	65 or over	Female	Male
Q6: SHARPESAFEREPEAL	No	69.4%	84.3%	68.8%	62.7%	63.8%	80.5%	76.1%	81.8%	76.4%	69.1%
	Yes	30.6%	15.7%	31.2%	37.3%	36.2%	19.5%	23.9%	18.2%	23.6%	30.9%

7) Who do you think will best support the 2nd Amendment rights of New York State Gun owners? Larry Sharpe, Howie Hawkins, Marc Molinaro, Stephanie Miner, or Andrew Cuomo?

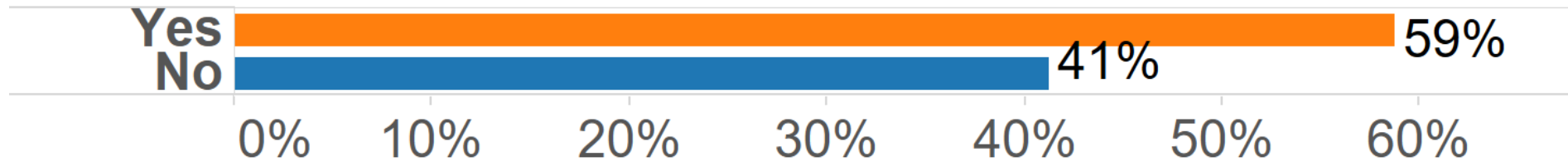
Q7: 2ND AMENDMENT RIGHTS



	Party			Age group					Gender	
	Democrat	Independent or In Another Party	Republican	18-29	30-44	45-54	55-64	65 or over	Female	Male
Q7: GUNRIGHTSCANDIDATE Andrew Cuomo	39.7%	33.5%	13.2%	29.8%	22.0%	37.5%	35.4%	33.7%	37.9%	23.6%
Howie Hawkins	11.6%	7.1%	13.7%	15.6%	19.8%	7.6%	8.3%	3.3%	7.7%	15.0%
Larry Sharpe	21.9%	24.5%	31.9%	28.2%	30.5%	24.3%	19.0%	23.2%	24.0%	26.4%
Marc Molinaro	16.6%	27.6%	37.4%	15.2%	21.0%	22.3%	31.8%	31.6%	21.7%	28.3%
Stephanie Miner	10.2%	7.2%	3.8%	11.3%	6.8%	8.2%	5.5%	8.2%	8.7%	6.7%

8) Did you know that during Governor Cuomo’s two terms as governor New York State has seen an average of 100,000 people leave the state for better opportunities each year?

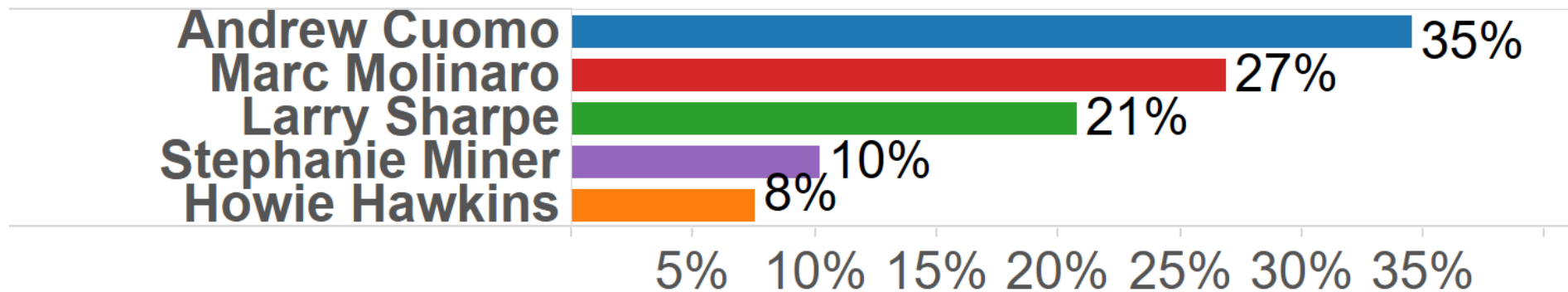
Q8: LEAVING THE STATE



	Party			Age group					Gender	
	Democrat	Independent or In Another Party	Republican	18-29	30-44	45-54	55-64	65 or over	Female	Male
Q8: CUOMOEXODUS No	49.7%	44.8%	21.0%	47.9%	45.7%	44.6%	34.1%	34.5%	46.2%	35.2%
Yes	50.3%	55.2%	79.0%	52.1%	54.3%	55.4%	65.9%	65.5%	53.8%	64.8%

9) Who do you think will best support economic opportunity (jobs and small business) in New York State? Larry Sharpe, Howie Hawkins, Marc Molinaro, Stephanie Miner, or Andrew Cuomo?

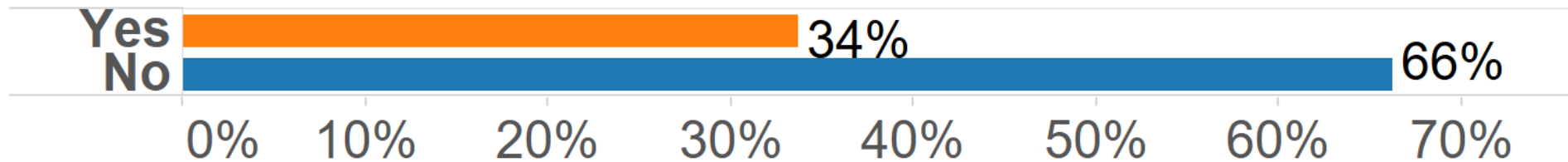
Q9: ECONOMIC OPPORTUNITY



	Party			Age group					Gender	
	Democrat	Independent or In Another Party	Republican	18-29	30-44	45-54	55-64	65 or over	Female	Male
Q9: ECONOMYCANDIDATE Andrew Cuomo	45.7%	32.5%	14.6%	29.4%	24.2%	34.6%	40.0%	45.2%	39.5%	28.4%
Howie Hawkins	6.6%	10.2%	6.6%	14.3%	10.1%	6.9%	3.7%	3.8%	7.8%	7.2%
Larry Sharpe	19.1%	16.5%	28.6%	23.2%	36.4%	15.8%	10.8%	16.0%	19.3%	22.6%
Marc Molinaro	15.0%	33.4%	43.5%	20.5%	19.9%	27.4%	38.6%	27.7%	23.5%	31.1%
Stephanie Miner	13.5%	7.4%	6.7%	12.7%	9.4%	15.4%	6.9%	7.4%	9.9%	10.7%

10) Did you know that Dutchess County, the county Marc Molinaro is the executive of, has among the highest property taxes in the state?

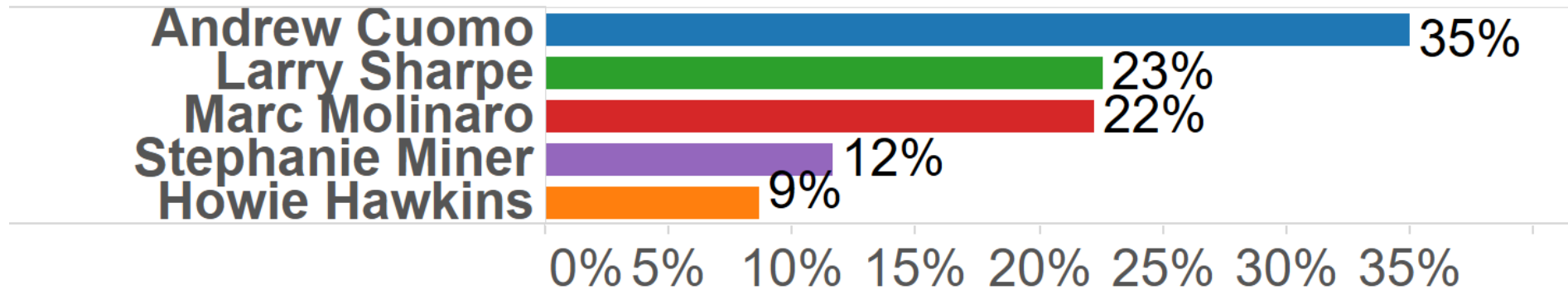
Q10: DUTCHESS COUNTY PROPERTY TAXES



	Party			Age group					Gender	
	Democrat	Independent or In Another Party	Republican	18-29	30-44	45-54	55-64	65 or over	Female	Male
Q10: DUTCHESSHIGHTAXES No	63.1%	73.4%	65.0%	56.6%	60.3%	77.3%	64.4%	71.3%	72.8%	58.2%
Yes	36.9%	26.6%	35.0%	43.4%	39.7%	22.7%	35.6%	28.7%	27.2%	41.8%

11) Who do you think will best support reducing the tax burden in New York State? Larry Sharpe, Howie Hawkins, Marc Molinaro, Stephanie Miner, or Andrew Cuomo?

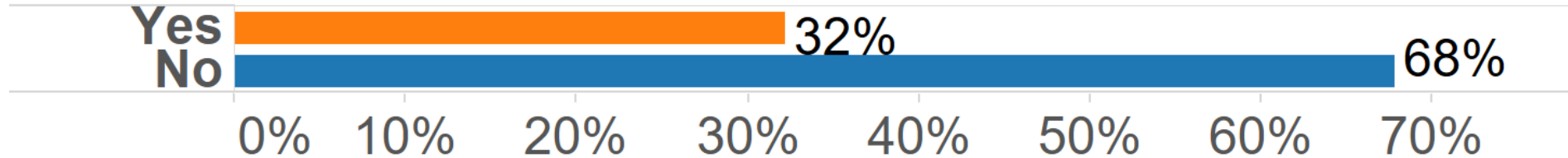
Q11: REDUCE TAX BURDEN



	Party			Age group					Gender	
	Democrat	Independent or In Another Party	Republican	18-29	30-44	45-54	55-64	65 or over	Female	Male
Q11: TAXSUPPORTCANDIDATE Andrew Cuomo	49.1%	30.8%	11.7%	24.7%	25.3%	41.0%	39.9%	43.5%	38.4%	30.8%
Howie Hawkins	7.5%	11.2%	8.2%	19.1%	11.0%	7.9%	4.1%	3.0%	8.5%	8.8%
Larry Sharpe	15.7%	26.3%	32.1%	17.9%	28.0%	23.6%	21.4%	19.9%	23.2%	21.7%
Marc Molinaro	13.2%	22.4%	39.6%	21.5%	21.2%	16.6%	27.6%	24.2%	17.4%	28.1%
Stephanie Miner	14.5%	9.2%	8.4%	16.8%	14.6%	10.9%	7.0%	9.4%	12.4%	10.6%

12) Prior to this call, were you aware of Larry Sharpe's candidacy for governor?

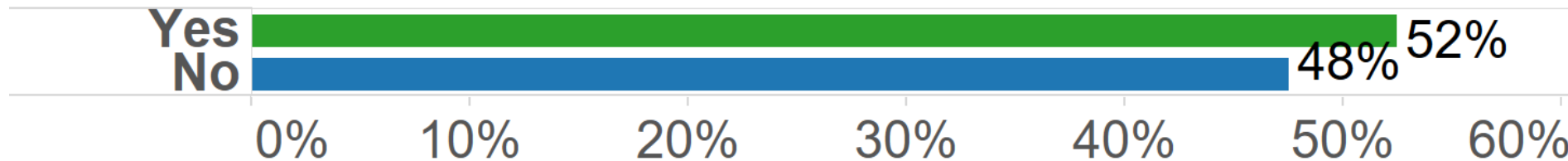
Q12: AWARE OF SHARPE



	Party			Age group					Gender	
	Democrat	Independent or In Another Party	Republican	18-29	30-44	45-54	55-64	65 or over	Female	Male
Q12: SHARPEAWARENESS No	68.6%	70.6%	63.4%	55.4%	55.2%	76.5%	74.7%	76.7%	72.4%	62.3%
Yes	31.4%	29.4%	36.6%	44.6%	44.8%	23.5%	25.3%	23.3%	27.6%	37.7%

13) Do you support legalizing cannabis for recreational use?

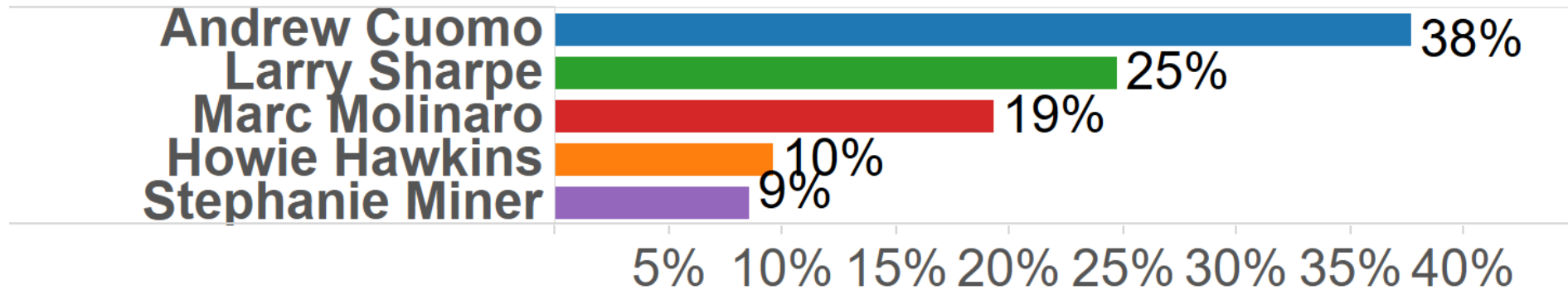
Q13: CANNABIS FOR RECREATIONAL USE



	Party			Age group					Gender	
	Democrat	Independent or In Another Party	Republican	18-29	30-44	45-54	55-64	65 or over	Female	Male
Q13: LEGALCANNABIS No	38.5%	48.6%	64.4%	40.1%	33.3%	47.5%	53.1%	65.0%	44.8%	51.0%
Yes	61.5%	51.4%	35.6%	59.9%	66.7%	52.5%	46.9%	35.0%	55.2%	49.0%

14) Knowing what you know now, If the general election for Governor was held today and the candidates were Larry Sharpe, Howie Hawkins, Marc Molinaro, Stephanie Miner, and Andrew Cuomo, who would you vote for?

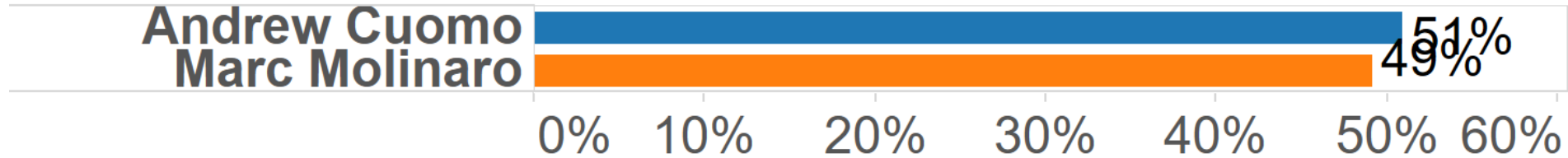
Q14: GOVERNOR



	Party			Age group					Gender	
	Democrat	Independent or In Another Party	Republican	18-29	30-44	45-54	55-64	65 or over	Female	Male
Q14: GOVERNORTODAY Andrew Cuomo	49.3%	38.6%	14.2%	33.6%	21.7%	45.5%	42.5%	47.1%	42.3%	32.1%
Howie Hawkins	11.9%	6.1%	8.7%	18.6%	15.2%	3.4%	9.0%	2.7%	7.5%	12.1%
Larry Sharpe	22.2%	21.7%	32.9%	29.8%	36.0%	23.1%	16.8%	17.4%	24.9%	24.7%
Marc Molinaro	7.0%	24.3%	38.4%	7.8%	16.1%	19.1%	27.0%	24.6%	14.1%	25.7%
Stephanie Miner	9.6%	9.4%	5.8%	10.2%	11.0%	9.0%	4.7%	8.2%	11.2%	5.4%

15) If the general election for Governor were held today and the candidates were Marc Molinaro and Andrew Cuomo, who would you vote for?

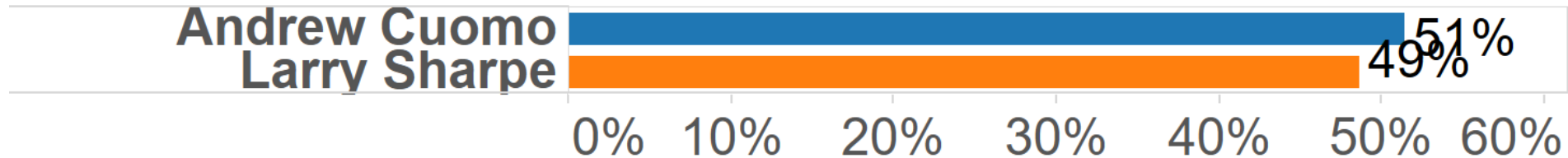
Q15: MOLINARO VS. CUOMO



	Party			Age group					Gender	
	Democrat	Independent or In Another Party	Republican	18-29	30-44	45-54	55-64	65 or over	Female	Male
Q15: MOLINAROVSCUOMO Andrew Cuomo	68.0%	48.9%	19.5%	52.0%	46.3%	54.6%	50.0%	52.5%	58.6%	41.5%
Marc Molinaro	32.0%	51.1%	80.5%	48.0%	53.7%	45.4%	50.0%	47.5%	41.4%	58.5%

16) If the general election for Governor were held today and the candidates were Larry Sharpe and Andrew Cuomo, who would you vote for?

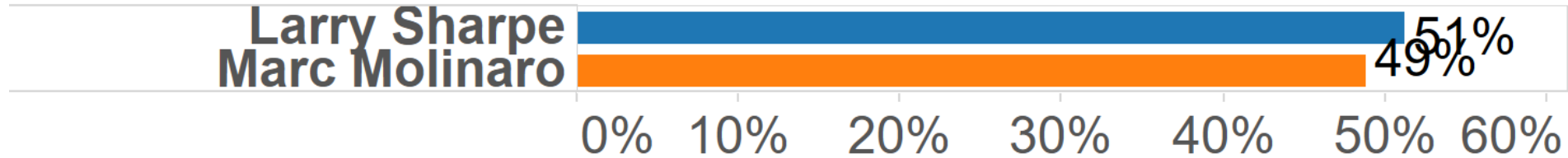
Q16: SHARPE VS. CUOMO



	Party			Age group					Gender	
	Democrat	Independent or In Another Party	Republican	18-29	30-44	45-54	55-64	65 or over	Female	Male
Q16: SHARPEVSCUOMO Andrew Cuomo	68.1%	46.4%	23.6%	54.5%	39.7%	58.8%	50.8%	55.5%	58.3%	42.8%
Larry Sharpe	31.9%	53.6%	76.4%	45.5%	60.3%	41.2%	49.2%	44.5%	41.7%	57.2%

17) If the general election for Governor were held today and the candidates were Marc Molinaro and Larry Sharpe, who would you vote for?

Q17: MOLINARO VS. SHARPE



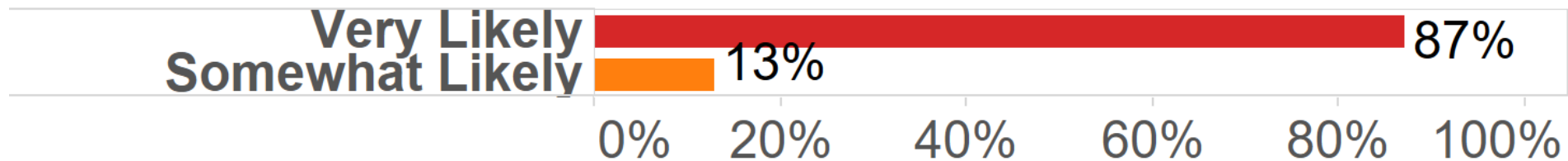
	Party			Age group					Gender	
	Democrat	Independent or In Another Party	Republican	18-29	30-44	45-54	55-64	65 or over	Female	Male
Q17: MOLINAROVSSHARPE Larry Sharpe	51.8%	54.1%	47.1%	61.5%	54.8%	55.0%	41.2%	45.2%	54.3%	47.4%
Marc Molinaro	48.2%	45.9%	52.9%	38.5%	45.2%	45.0%	58.8%	54.8%	45.7%	52.6%

DEMOGRAPHICS

The following questions are for demographic purposes:

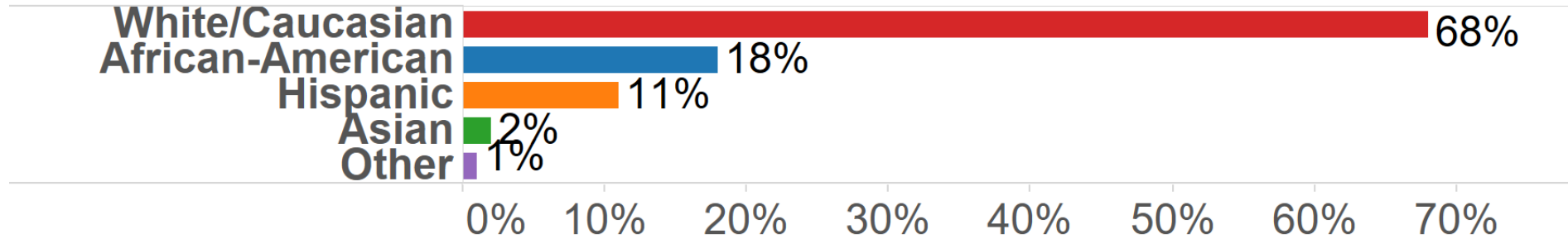
1) How likely are you to vote in the upcoming General Election for New York Governor? Are you very likely, somewhat likely, not likely or are you unsure?

Q1: LIKELIHOOD



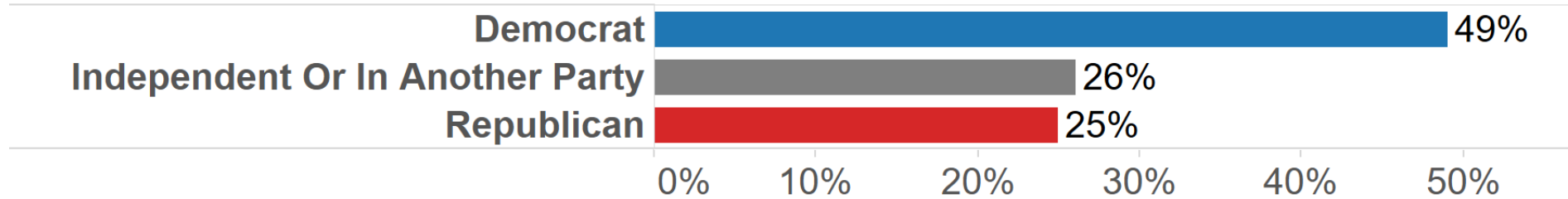
19) What race do you identify yourself as?

Race



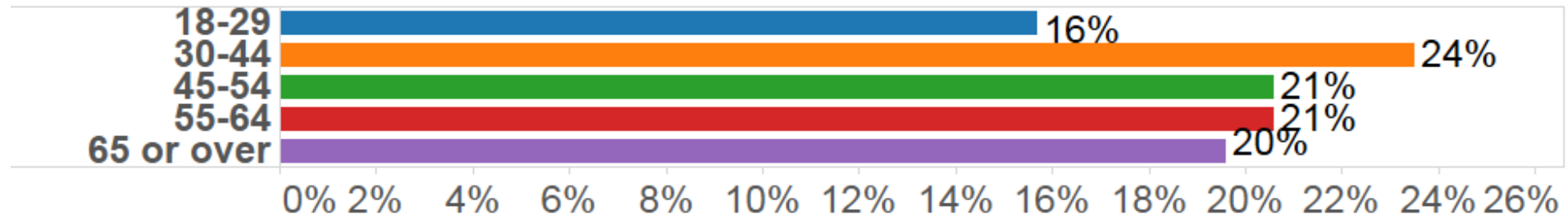
20) What is your party affiliation?

Party



21) How old are you?

Age group



22) What is your gender?

Gender

